

### 3. Estandar

#### 3.1. Reporte estandar

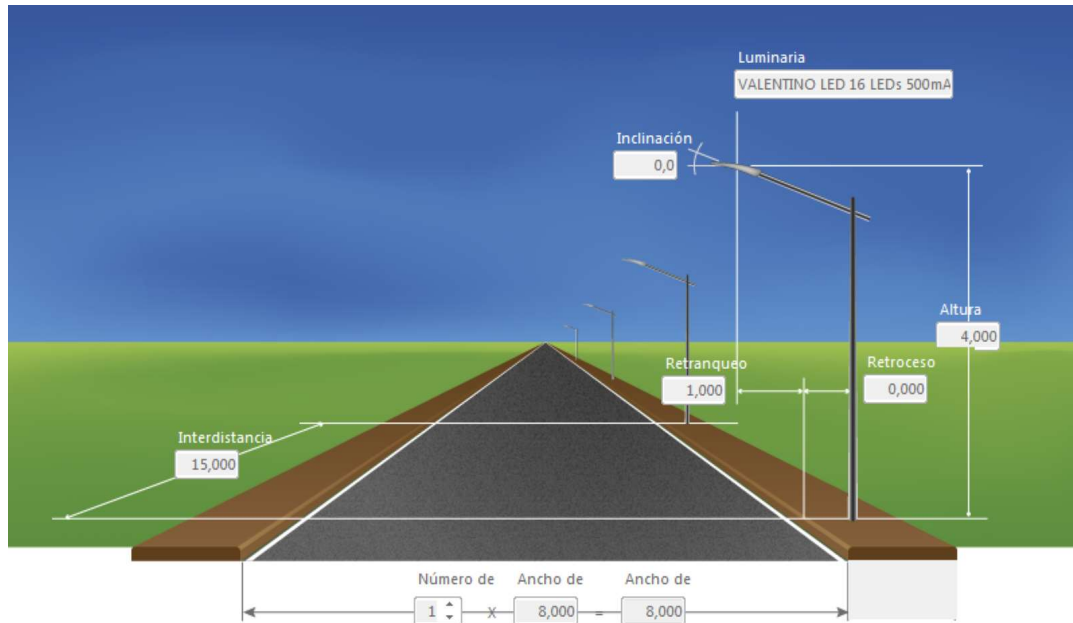
Calculations according to : CEN 13201 : 2003

Selected lighting class : S3

Constraints : IL : Min = 1,50 lux Ave = 7,50 lux

Selected lighting class (HS) : -

Constraints (HS) : -



#### 3.2. Resultados

Potencia por Km : 1,733 kW

- Carretera (IL-HS) - S3

##### Iluminancia

Med	8,8 lux	✓	7,5 lux
Min	2,7 lux	✓	1,5 lux
Uo	31 %	N/A	

### 3. Estandar

#### 3.1. Reporte estandar

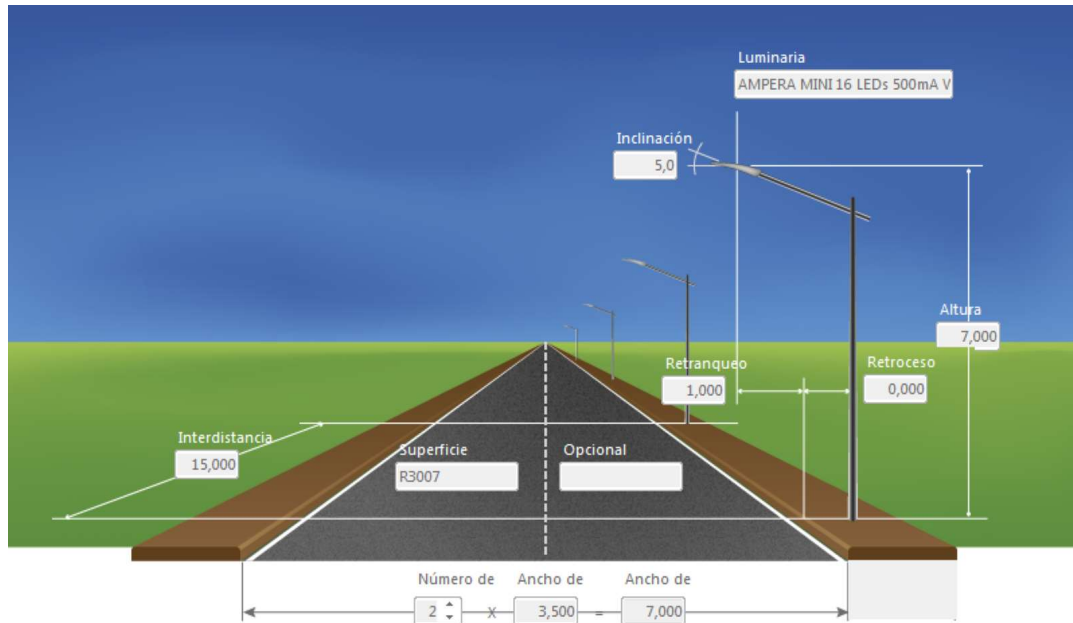
Calculations according to : CEN 13201 : 2003

Selected lighting class : ME4b

Constraints : LU : Ave = 0,75 cd/m<sup>2</sup> Uo = 40 % UI = 50 % TI : 15 SR : 0,50

Selected lighting class (HS) : -

Constraints (HS) : -



#### 3.2. Resultados

Potencia por Km : 1,733 kW

- Carretera (LU) - ME4b

**Luminancia**

Med	0,90 cd/m <sup>2</sup>	✓	0,75 cd/m <sup>2</sup>
Min	0,52 cd/m <sup>2</sup>	N/A	
Uo	58 %	✓	40,00 %

**Luminance**

UI 1	96 %	✓	50,00 %
UI 2	92 %	✓	50,00 %

- Carretera (IL-HS) - ME4b

**Iluminancia**

Med	13,9 lux	N/A	
Min	9,3 lux	N/A	
Uo	67 %	N/A	

- Valores - ME4b

TI	6,2	✓	15,0
----	-----	---	------

### 3. Estandar

#### 3.1. Reporte estandar

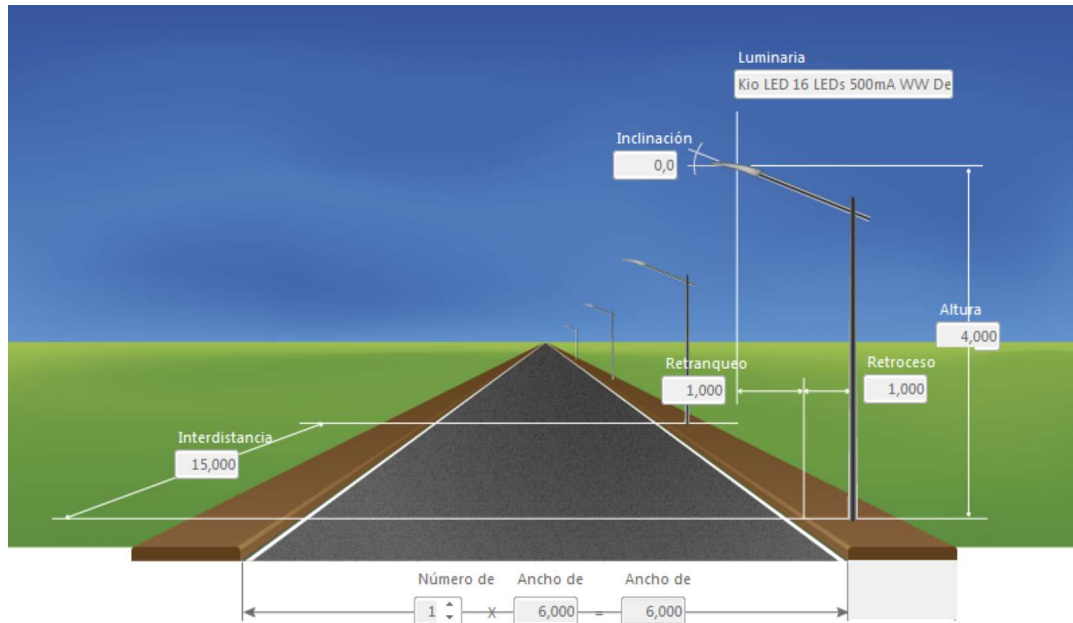
Calculations according to : CEN 13201 : 2003

Selected lighting class : S3

Constraints : IL : Min = 1,50 lux Ave = 7,50 lux

Selected lighting class (HS) : -

Constraints (HS) : -



#### 3.2. Resultados

Potencia por Km : 1,733 kW

- Carretera (IL-HS) - S3

##### Iluminancia

Med	9,8 lux	✓	7,5 lux
Min	5,5 lux	✓	1,5 lux
Uo	56 %	N/A	

### 3. Estandar

#### 3.1. Reporte estandar

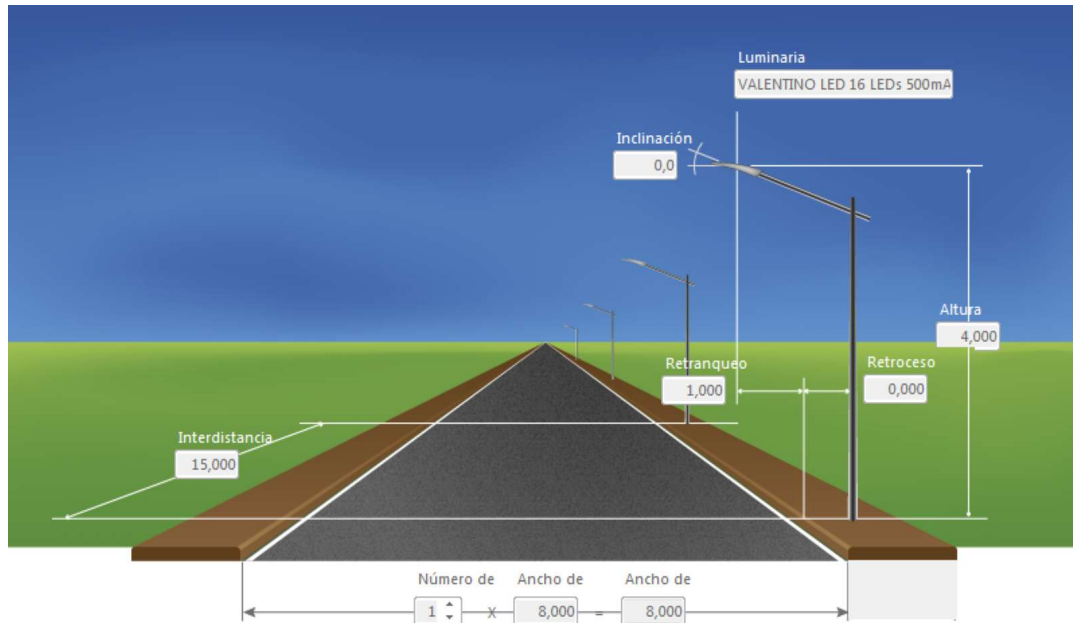
Calculations according to : CEN 13201 : 2003

Selected lighting class : S3

Constraints : IL : Min = 1,50 lux Ave = 7,50 lux

Selected lighting class (HS) : -

Constraints (HS) : -



#### 3.2. Resultados

Potencia por Km : 1,733 kW

- Carretera (IL-HS) - S3

##### Iluminancia

Med	8,8 lux	✓	7,5 lux
Min	2,7 lux	✓	1,5 lux
Uo	31 %	N/A	

### 3. Estandar

#### 3.1. Reporte estandar

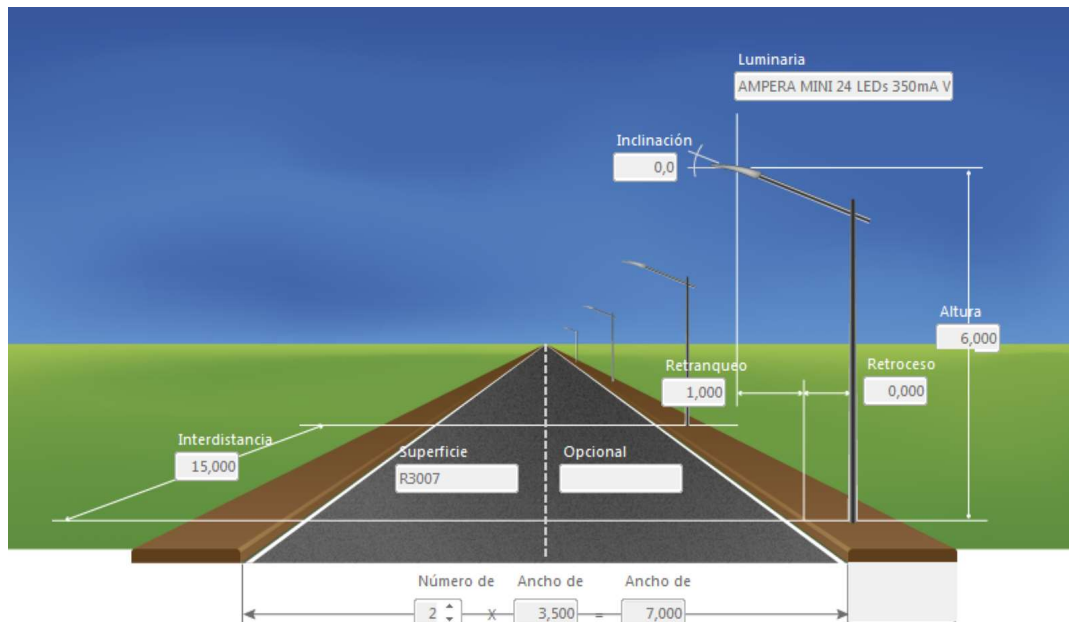
Calculations according to : CEN 13201 : 2003

Selected lighting class : ME4b

Constraints : LU : Ave = 0,75 cd/m<sup>2</sup> Uo = 40 % UI = 50 % TI : 15 SR : 0,50

Selected lighting class (HS) : -

Constraints (HS) : -



#### 3.2. Resultados

Potencia por Km : 1,800 kW

- Carretera (LU) - ME4b

**Luminancia**

Med	0,83 cd/m <sup>2</sup>	✓	0,75 cd/m <sup>2</sup>
Min	0,57 cd/m <sup>2</sup>	N/A	
Uo	67 %	✓	40,00 %

**Luminance**

UI 1	94 %	✓	50,00 %
UI 2	90 %	✓	50,00 %

- Carretera (IL-HS) - ME4b

**Iluminancia**

Med	13,5 lux	N/A	
Min	8,6 lux	N/A	
Uo	64 %	N/A	

- Valores - ME4b

TI	7,5	✓	15,0
----	-----	---	------

### 3. Estandar

#### 3.1. Reporte estandar

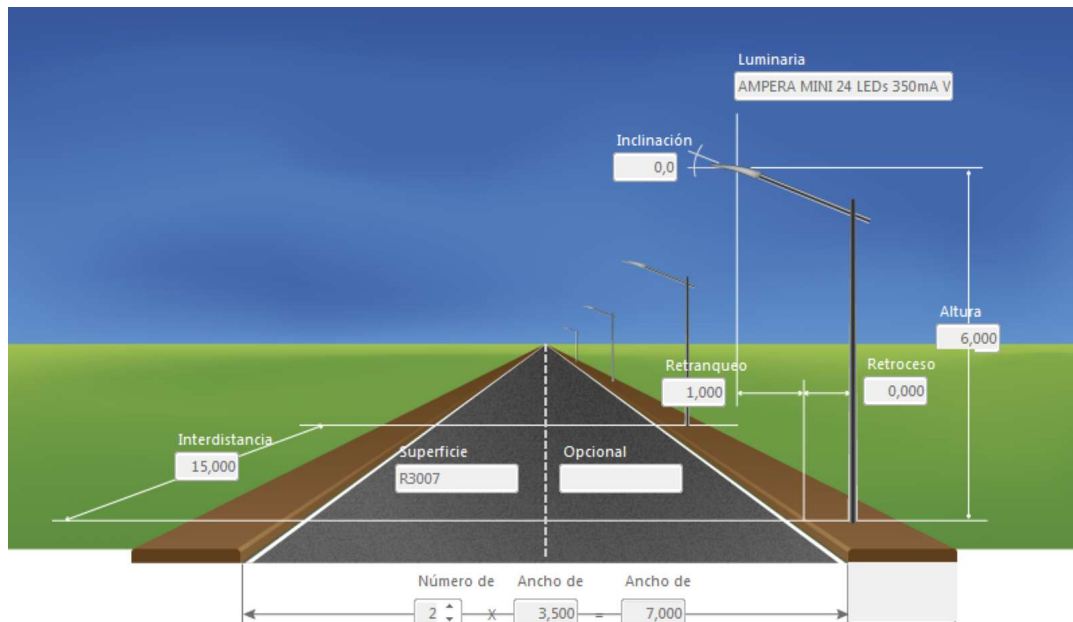
Calculations according to : CEN 13201 : 2003

Selected lighting class : ME4b

Constraints : LU : Ave = 0,75 cd/m<sup>2</sup> Uo = 40 % UI = 50 % TI : 15 SR : 0,50

Selected lighting class (HS) : -

Constraints (HS) : -



#### 3.2. Resultados

Potencia por Km : 1,800 kW

- Carretera (LU) - ME4b

**Luminancia**

Med	0,83 cd/m <sup>2</sup>	✓	0,75 cd/m <sup>2</sup>
Min	0,57 cd/m <sup>2</sup>	N/A	
Uo	67 %	✓	40,00 %

**Luminance**

UI 1	94 %	✓	50,00 %
UI 2	90 %	✓	50,00 %

- Carretera (IL-HS) - ME4b

**Iluminancia**

Med	13,5 lux	N/A	
Min	8,6 lux	N/A	
Uo	64 %	N/A	

- Valores - ME4b

TI	7,5	✓	15,0
----	-----	---	------

### 3. Estandar

#### 3.1. Reporte estandar

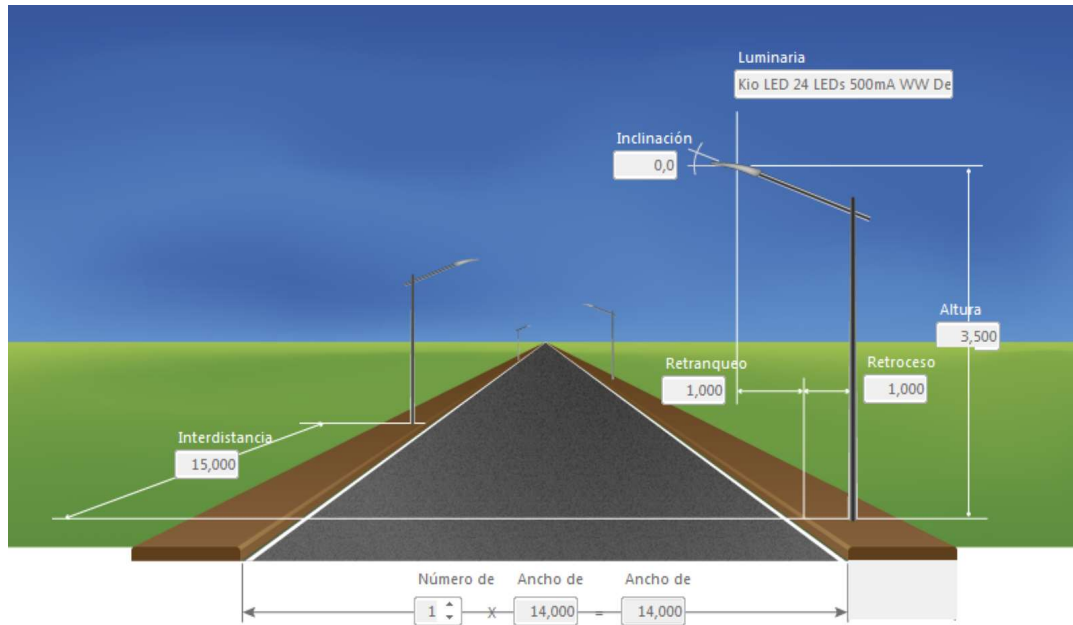
Calculations according to : CEN 13201 : 2003

Selected lighting class : S3

Constraints : IL : Min = 1,50 lux Ave = 7,50 lux

Selected lighting class (HS) : -

Constraints (HS) : -



#### 3.2. Resultados

Potencia por Km : 2,533 kW

- Carretera (IL-HS) - S3

##### Iluminancia

Med	8,5 lux	✓	7,5 lux
Min	1,6 lux	✓	1,5 lux
Uo	19 %	N/A	

### 3. Estandar

#### 3.1. Reporte estandar

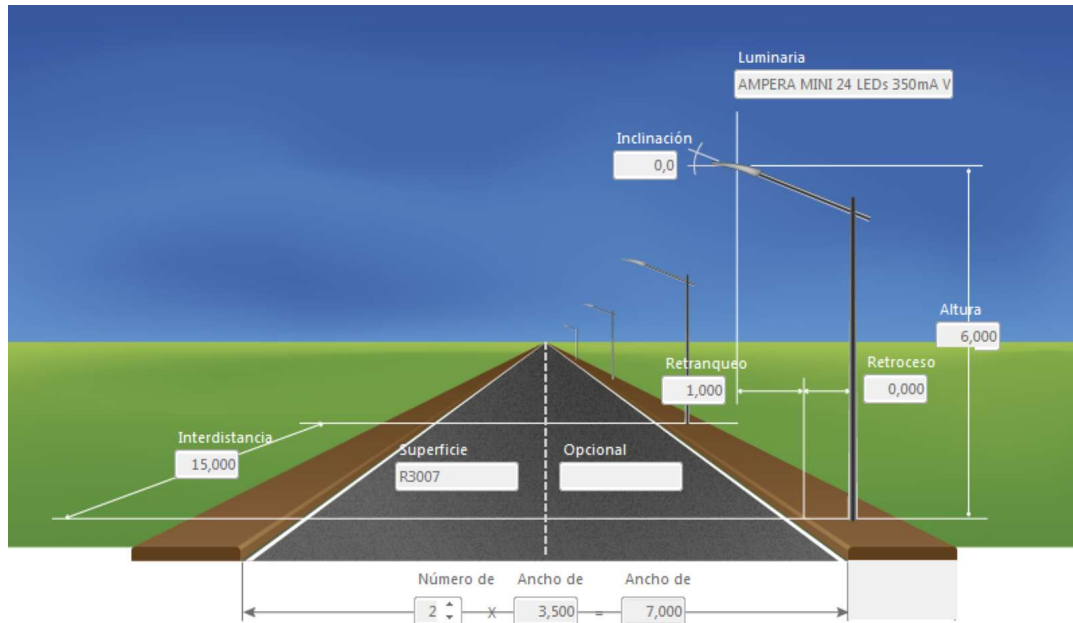
Calculations according to : CEN 13201 : 2003

Selected lighting class : ME4b

Constraints : LU : Ave = 0,75 cd/m<sup>2</sup> Uo = 40 % UI = 50 % TI : 15 SR : 0,50

Selected lighting class (HS) : -

Constraints (HS) : -



#### 3.2. Resultados

Potencia por Km : 1,800 kW

- Carretera (LU) - ME4b

**Luminancia**

Med	0,83 cd/m <sup>2</sup>	✓	0,75 cd/m <sup>2</sup>
Min	0,57 cd/m <sup>2</sup>	N/A	
Uo	67 %	✓	40,00 %

**Luminance**

UI 1	94 %	✓	50,00 %
UI 2	90 %	✓	50,00 %

- Carretera (IL-HS) - ME4b

**Iluminancia**

Med	13,5 lux	N/A	
Min	8,6 lux	N/A	
Uo	64 %	N/A	

- Valores - ME4b

TI	7,5	✓	15,0
----	-----	---	------



### 3. Estandar

#### 3.1. Reporte estandar

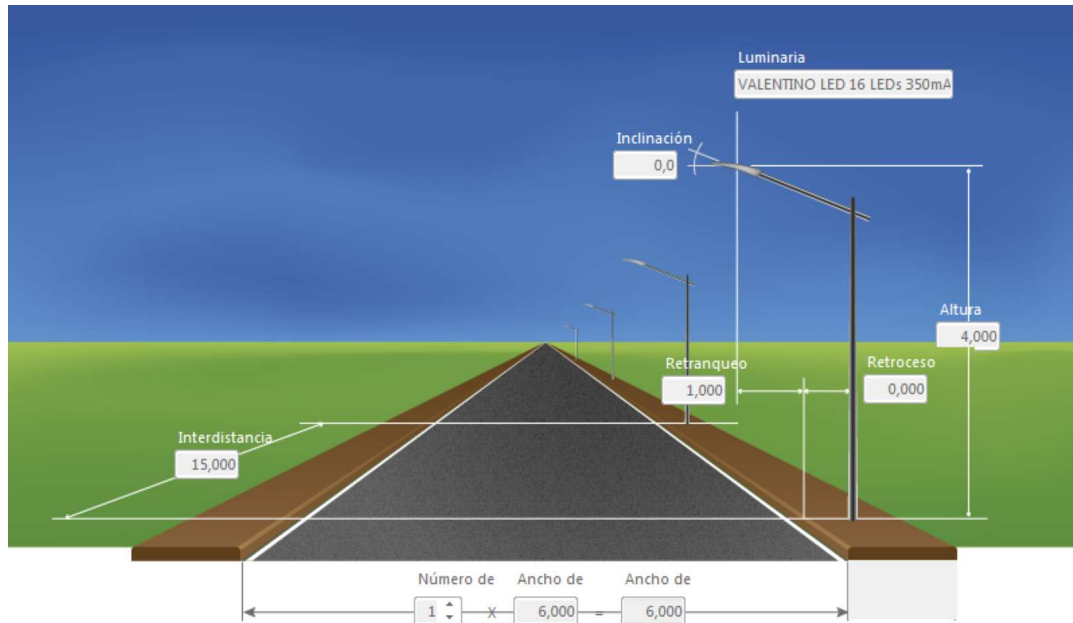
Calculations according to : CEN 13201 : 2003

Selected lighting class : S3

Constraints : IL : Min = 1,50 lux Ave = 7,50 lux

Selected lighting class (HS) : -

Constraints (HS) : -



#### 3.2. Resultados

Potencia por Km : 1,333 kW

- Carretera (IL-HS) - S3

##### Iluminancia

Med	8,2 lux	✓	7,5 lux
Min	4,2 lux	✓	1,5 lux
Uo	51 %	N/A	

### 3. Estandar

#### 3.1. Reporte estandar

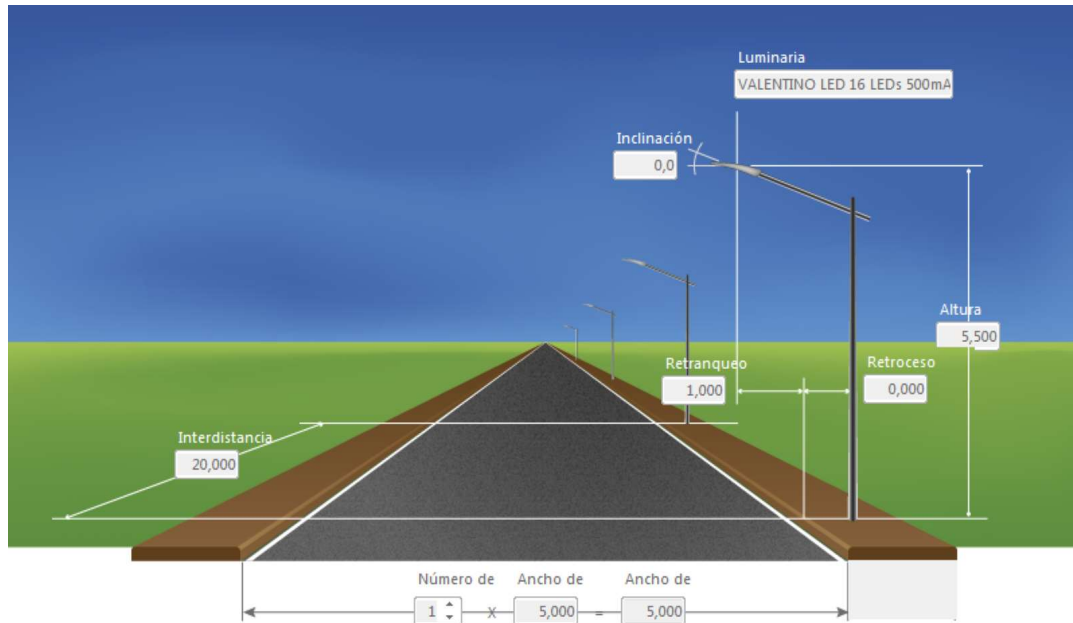
Calculations according to : CEN 13201 : 2003

Selected lighting class : S3

Constraints : IL : Min = 1,50 lux Ave = 7,50 lux

Selected lighting class (HS) : -

Constraints (HS) : -



#### 3.2. Resultados

Potencia por Km : 1,300 kW

- Carretera (IL-HS) - S3

**Iluminancia**

Med	7,6 lux	✓	7,5 lux
Min	4,7 lux	✓	1,5 lux
Uo	62 %	N/A	

### 3. Estandar

#### 3.1. Reporte estandar

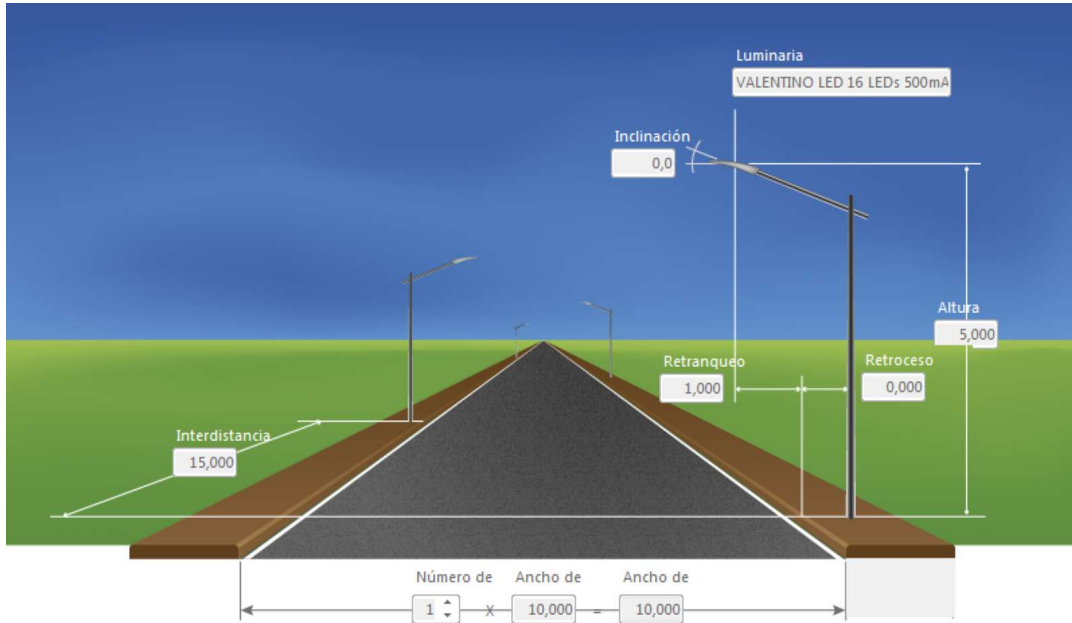
Calculations according to : CEN 13201 : 2003

Selected lighting class : S3

Constraints : IL : Min = 1,50 lux Ave = 7,50 lux

Selected lighting class (HS) : -

Constraints (HS) : -



#### 3.2. Resultados

Potencia por Km : 1,733 kW

- Carretera (IL-HS) - S3

##### Iluminancia

Med	9,0 lux	✓	7,5 lux
Min	2,9 lux	✓	1,5 lux
Uo	33 %	N/A	

### 3. Estandar

#### 3.1. Reporte estandar

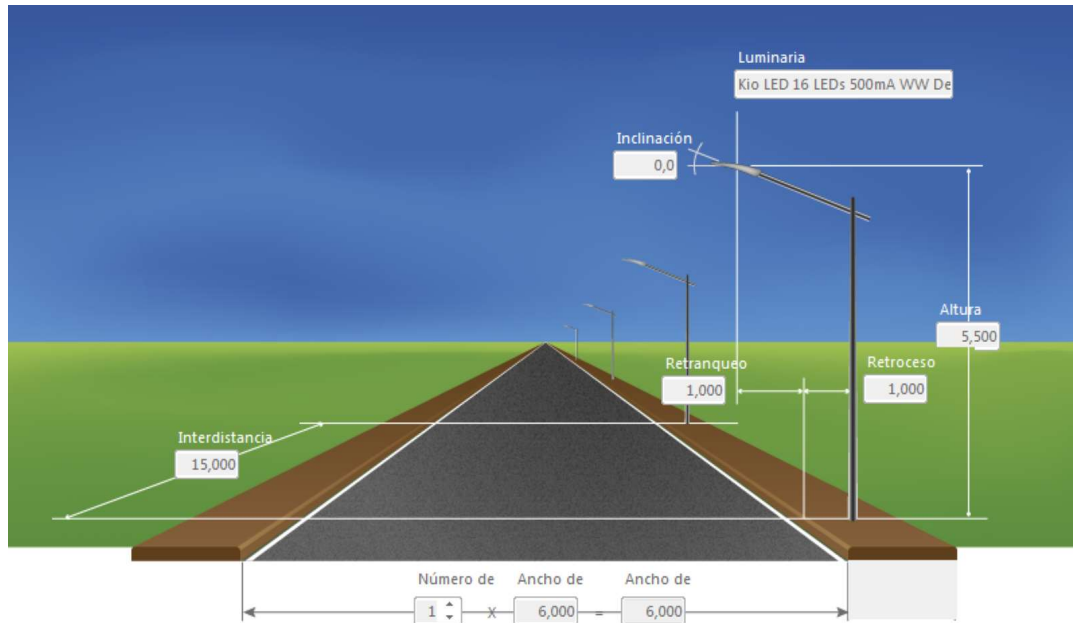
Calculations according to : CEN 13201 : 2003

Selected lighting class : S3

Constraints : IL : Min = 1,50 lux Ave = 7,50 lux

Selected lighting class (HS) : -

Constraints (HS) : -



#### 3.2. Resultados

Potencia por Km : 1,733 kW

- Carretera (IL-HS) - S3

##### Iluminancia

Med	7,7 lux	✓	7,5 lux
Min	4,3 lux	✓	1,5 lux
Uo	56 %	N/A	

### 3. Estandar

#### 3.1. Reporte estandar

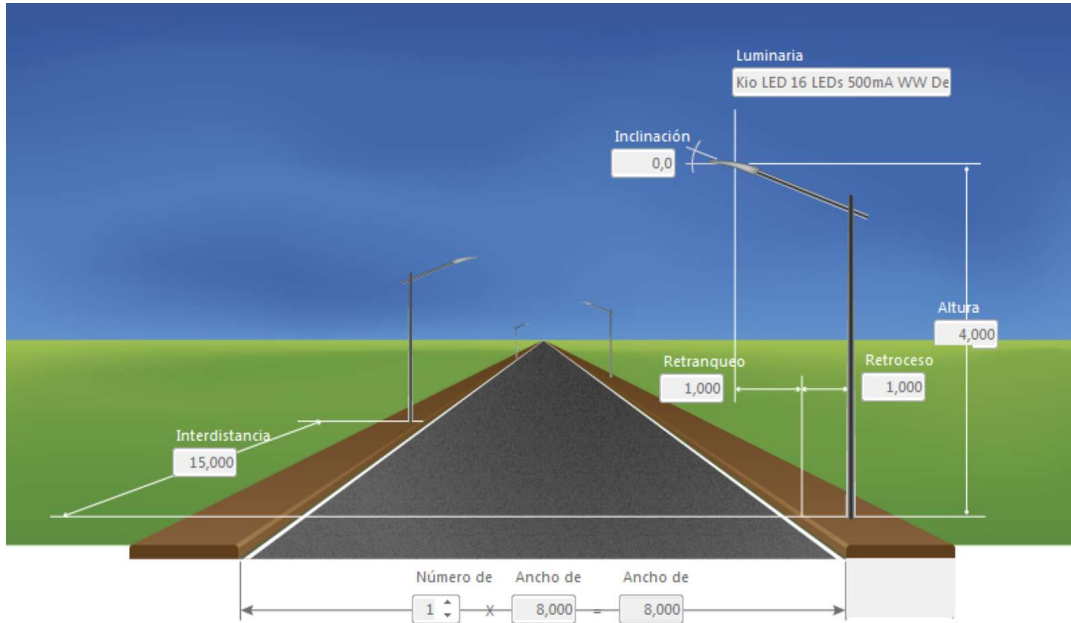
Calculations according to : CEN 13201 : 2003

Selected lighting class : S3

Constraints : IL : Min = 1,50 lux Ave = 7,50 lux

Selected lighting class (HS) : -

Constraints (HS) : -



#### 3.2. Resultados

Potencia por Km : 1,733 kW

- Carretera (IL-HS) - S3

##### Iluminancia

Med	8,6 lux	✓	7,5 lux
Min	3,7 lux	✓	1,5 lux
Uo	43 %	N/A	

### 3. Estandar

#### 3.1. Reporte estandar

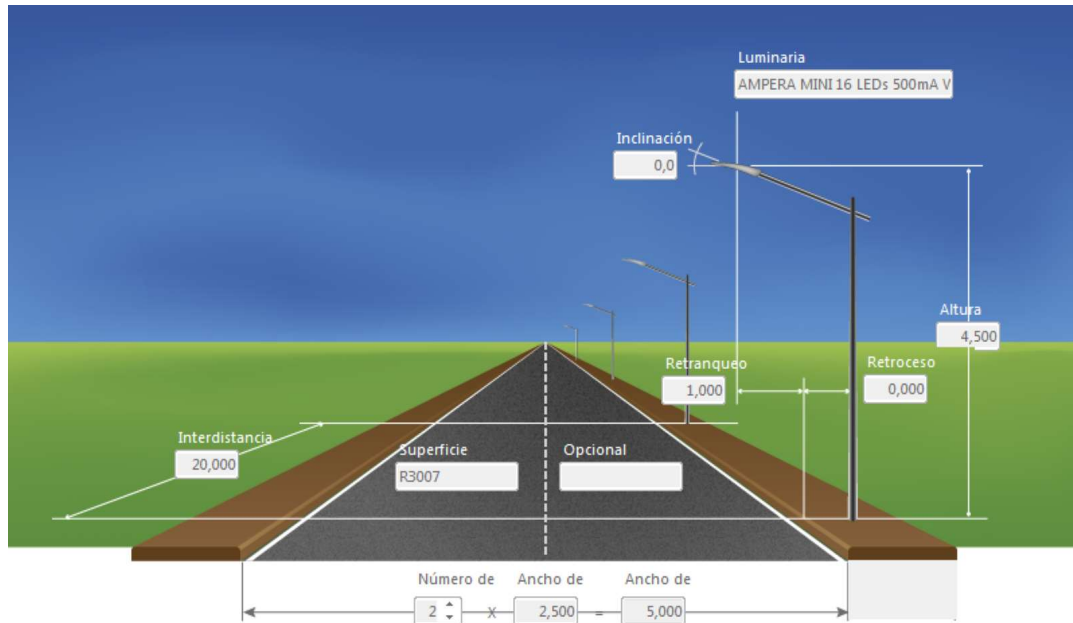
Calculations according to : CEN 13201 : 2003

Selected lighting class : ME4b

Constraints : LU : Ave = 0,75 cd/m<sup>2</sup> Uo = 40 % UI = 50 % TI : 15 SR : 0,50

Selected lighting class (HS) : -

Constraints (HS) : -



#### 3.2. Resultados

Potencia por Km : 1,300 kW

- Carretera (LU) - ME4b

**Luminancia**

Med	0,76 cd/m <sup>2</sup>	✓	0,75 cd/m <sup>2</sup>
Min	0,38 cd/m <sup>2</sup>	N/A	
Uo	48 %	✓	40,00 %

**Luminance**

UI 1	61 %	✓	50,00 %
UI 2	71 %	✓	50,00 %

- Carretera (IL-HS) - ME4b

**Iluminancia**

Med	12,0 lux	N/A	
Min	3,0 lux	N/A	
Uo	25 %	N/A	

- Valores - ME4b

TI	13,9	✓	15,0
----	------	---	------