

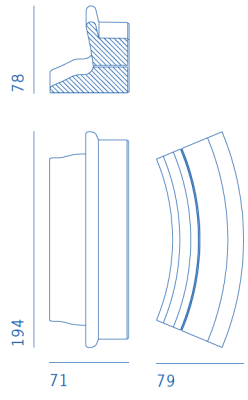
# MODULAR

**Josep Lluscá +  
Ramon Benedito**  
1979

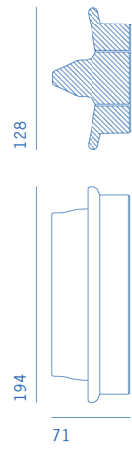
Modulable: recto, cóncavo, convexo, ángulo 90° / (1) Hormigón armado, Gris / Beige / Blanco, Decapado e hidrofugado. / Simplemente apoyado / Recto: 960 Kg., Recto 260: 1.430 Kg., Cóncavo: 960 Kg., Convexo: 960 Kg., Ángulo 90°: 305 Kg.

Modular: straight, concave, convex, angle 90° / (1) Reinforced cast Stone, Grey / Beige / White, Acid-etched and waterproofed. / Free-standing / Straight: 960 Kg., Straight 260: 1.430 Kg., Concave: 960 Kg., Convex: 960 Kg., Angle 90°: 305 Kg.

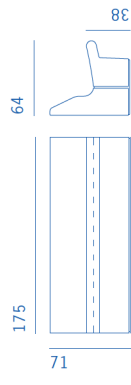
Convexo / convex r190  
Disponibile / available R300



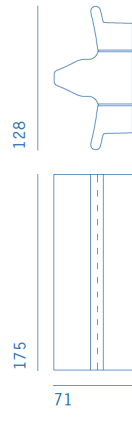
Doble / double r190



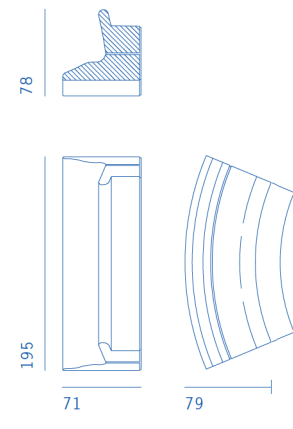
Recto / straight 175  
Disponibile / available 260cm




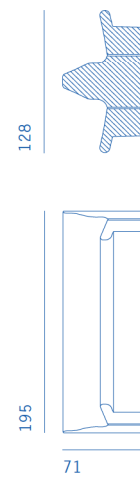
Doble / double



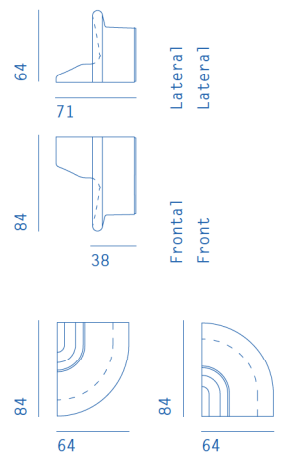
Cóncavo / concave r190  
Disponibile / available R300 / R865



Doble / double r190



Banco modular 90° / Modular bench 90°



Planta / Plan